

Intro

Guitar tablature for the Intro section, measures 1-4. The notation is written on a six-string staff with three lines (T, A, B) labeled on the left. Measure 1: T (3, 1), A (0, 2), B (3, 3). Measure 2: T (3, 3), A (2, 2), B (3, 3). Measure 3: T (3, 3), A (2, 2), B (3, 3). Measure 4: T (3, 3), A (0, 2), B (3, 3). Measure 5: T (3, 3), A (0, 0), B (2, 2). Measure 6: T (3, 3), A (0, 0), B (2, 2). Measure 7: T (3, 3), A (0, 0), B (2, 2). Measure 8: T (3, 3), A (0, 0), B (2, 2). Measure 9: T (3, 3), A (0, 0), B (2, 2). Measure 10: T (3, 3), A (0, 2), B (3, 3). Measure 11: T (3, 3), A (0, 0), B (3, 3). Measure 12: T (3, 3), A (0, 0), B (3, 3).

Verse

5

Guitar tablature for the Verse section, measures 5-8. The notation is written on a six-string staff with three lines (T, A, B) labeled on the left. Measure 5: T (3, 1), A (0, 2), B (3, 3). Measure 6: T (3, 3), A (2, 2), B (3, 3). Measure 7: T (3, 3), A (2, 2), B (3, 3). Measure 8: T (3, 3), A (0, 2), B (3, 3). Measure 9: T (3, 3), A (0, 0), B (2, 2). Measure 10: T (3, 3), A (0, 0), B (2, 2). Measure 11: T (3, 3), A (0, 0), B (2, 2). Measure 12: T (3, 3), A (0, 0), B (2, 2). Measure 13: T (3, 3), A (0, 0), B (2, 2). Measure 14: T (3, 3), A (0, 0), B (2, 2). Measure 15: T (3, 3), A (0, 2), B (3, 3). Measure 16: T (3, 3), A (0, 0), B (3, 3). Measure 17: T (3, 3), A (0, 0), B (3, 3).

9

Guitar tablature for the Verse section, measures 9-12. The notation is written on a six-string staff with three lines (T, A, B) labeled on the left. Measure 9: T (3, 1), A (0, 2), B (3, 3). Measure 10: T (3, 3), A (2, 2), B (3, 3). Measure 11: T (3, 3), A (2, 2), B (3, 3). Measure 12: T (3, 3), A (0, 2), B (3, 3). Measure 13: T (3, 3), A (0, 0), B (2, 2). Measure 14: T (3, 3), A (0, 0), B (2, 2). Measure 15: T (3, 3), A (0, 0), B (2, 2). Measure 16: T (3, 3), A (0, 0), B (2, 2). Measure 17: T (3, 3), A (0, 0), B (2, 2). Measure 18: T (3, 3), A (0, 0), B (2, 2). Measure 19: T (3, 3), A (0, 0), B (2, 2). Measure 20: T (3, 3), A (0, 2), B (3, 3). Measure 21: T (3, 3), A (0, 0), B (3, 3). Measure 22: T (3, 3), A (0, 0), B (3, 3).

13

Guitar tablature for the Verse section, measures 13-16. The notation is written on a six-string staff with three lines (T, A, B) labeled on the left. Measure 13: T (3, 1), A (0, 2), B (3, 3). Measure 14: T (3, 3), A (2, 2), B (3, 3). Measure 15: T (3, 3), A (2, 2), B (3, 3). Measure 16: T (3, 3), A (0, 2), B (3, 3). Measure 17: T (3, 3), A (0, 0), B (2, 2). Measure 18: T (3, 3), A (0, 0), B (2, 2). Measure 19: T (3, 3), A (0, 0), B (2, 2). Measure 20: T (3, 3), A (0, 0), B (2, 2). Measure 21: T (3, 3), A (0, 0), B (2, 2). Measure 22: T (3, 3), A (0, 0), B (2, 2). Measure 23: T (3, 3), A (0, 2), B (3, 3). Measure 24: T (3, 3), A (0, 0), B (3, 3). Measure 25: T (3, 3), A (0, 0), B (3, 3).

17

Guitar tablature for the Verse section, measures 17-20. The notation is written on a six-string staff with three lines (T, A, B) labeled on the left. Measure 17: T (3, 1), A (0, 2), B (3, 3). Measure 18: T (3, 3), A (2, 2), B (3, 3). Measure 19: T (3, 3), A (2, 2), B (3, 3). Measure 20: T (3, 3), A (0, 2), B (3, 3). Measure 21: T (3, 3), A (0, 0), B (2, 2). Measure 22: T (3, 3), A (0, 0), B (2, 2). Measure 23: T (3, 3), A (0, 0), B (2, 2). Measure 24: T (3, 3), A (0, 0), B (2, 2). Measure 25: T (3, 3), A (0, 0), B (2, 2). Measure 26: T (3, 3), A (0, 2), B (3, 3). Measure 27: T (3, 3), A (0, 0), B (3, 3). Measure 28: T (3, 3), A (0, 0), B (3, 3).

Chorus

21

Guitar tablature for the Chorus section, measures 21-24. The notation is written on a six-string staff with three lines (T, A, B) labeled on the left. Measure 21: T (3, 1), A (0, 2), B (3, 3). Measure 22: T (3, 3), A (2, 2), B (3, 3). Measure 23: T (3, 3), A (2, 2), B (3, 3). Measure 24: T (3, 3), A (0, 2), B (3, 3). Measure 25: T (3, 3), A (0, 0), B (2, 2). Measure 26: T (3, 3), A (0, 0), B (2, 2). Measure 27: T (3, 3), A (0, 0), B (2, 2). Measure 28: T (3, 3), A (0, 0), B (2, 2). Measure 29: T (3, 3), A (0, 0), B (2, 2). Measure 30: T (3, 3), A (0, 2), B (3, 3). Measure 31: T (3, 3), A (0, 0), B (3, 3). Measure 32: T (3, 3), A (0, 0), B (3, 3).

25

Guitar tablature for the Chorus section, measures 25-28. The notation is written on a six-string staff with three lines (T, A, B) labeled on the left. Measure 25: T (3, 1), A (0, 2), B (3, 3). Measure 26: T (3, 3), A (2, 2), B (3, 3). Measure 27: T (3, 3), A (2, 2), B (3, 3). Measure 28: T (3, 3), A (0, 2), B (3, 3). Measure 29: T (3, 3), A (0, 0), B (2, 2). Measure 30: T (3, 3), A (0, 0), B (2, 2). Measure 31: T (3, 3), A (0, 0), B (2, 2). Measure 32: T (3, 3), A (0, 0), B (2, 2). Measure 33: T (3, 3), A (0, 0), B (2, 2). Measure 34: T (3, 3), A (0, 2), B (3, 3). Measure 35: T (3, 3), A (0, 0), B (3, 3). Measure 36: T (3, 3), A (0, 0), B (3, 3).

2
29

T	3	3	3	3	3	3	3	3	3	3	3	3	3	3	3	3
A	0	2	2	2	2	2	2	2	2	2	2	2	2	2	2	2
B	3	3	3	3	3	3	3	3	3	3	3	3	3	3	3	3

33

Hold

T	3	3	3	3	3	3	3	3	3	3	3	3	3	3	3	3
A	0	2	2	2	2	2	2	2	2	2	2	2	2	2	2	2
B	3	3	3	3	3	3	3	3	3	3	3	3	3	3	3	3


37

T	3	3	3	3	3	3	3	3	3	3	3	3	3	3	3	3
A	0	2	2	2	2	2	2	2	2	2	2	2	2	2	2	2
B	3	3	3	3	3	3	3	3	3	3	3	3	3	3	3	3


Bridge

40


F




C/E




Am




D7/F#



G




G




T					
A					
B					

44


F




Am



G



G



T					
A					
B					