
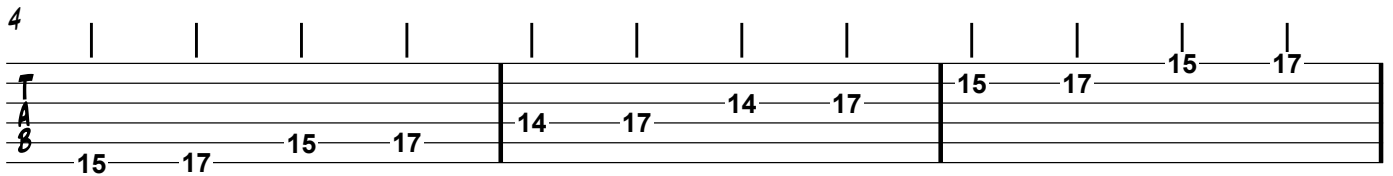
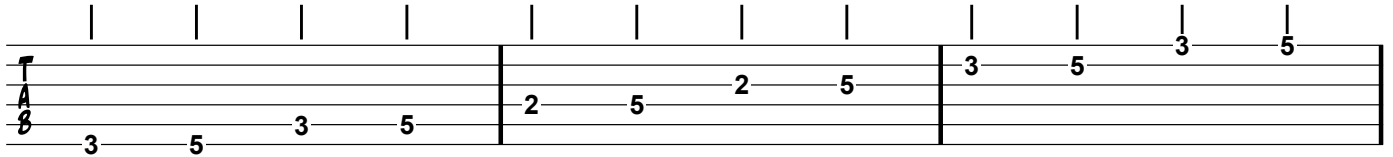


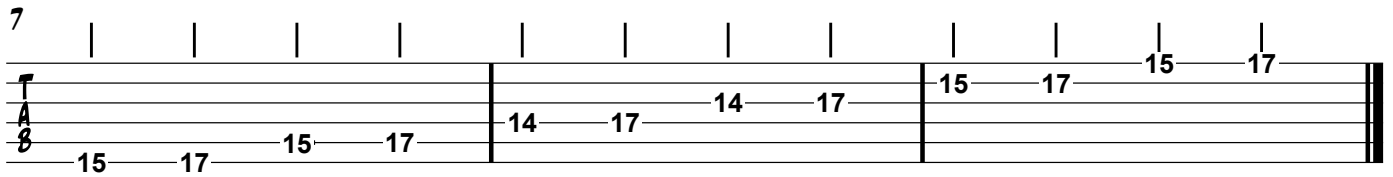
# MINOR PENTATONIC PATTERN 5



AARON RASHAW



**PATTERN 5 (STILL A MINOR) STARTS ON THE 15TH FRET OR THE 3RD FRET, REMEMBER THEY ARE OCTAVES AND YOU HAVE A CHOICE. 15TH IS HARD TO PLAY ON AN ACOUSTIC BUT MIGHT BE JUST HOW YOU LIKE IT ON ELECTRIC. TRY BOTH TO MAKE SENSE OF THE LOCATIONS AND SOUND. CONGRATULATIONS, YOU HAVE CONNECTED 5 PATTERNS OF THE PENTATONIC SCALE IN A MINOR.**



**BENDING NOTES IS YET ANOTHER EFFECT. WHAT HAPPENS IF YOU BEND 1 NOTE TO ANOTHER? USE 3 FINGERS ON THE SAME STRING TO GET SOME BENDING POWER. THE HIGHEST OF THE 3 FINGERS IS THE NOTE YOU ARE SOUNDING. PUT YOUR THUMB OVER THE NECK FOR LEVERAGE. MAKE SURE WHEN YOU BEND A NOTE THE PITCH LANDS ON ANOTHER SCALE TONE. WE'LL TALK MORE ABOUT THAT DOWN THE ROAD. BEND NOTES ON ALL THE PATTERNS AND LISTEN TO YOUR FAVORITE ARTISTS BEND!**