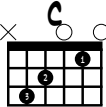
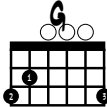
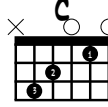
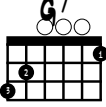


# C KEY CHORD SWITCHES (4 BEAT RESTS)

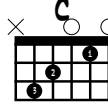
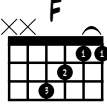
AARON RASHAW

Diagram for C chord:  Diagram for G chord: 

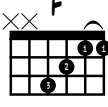
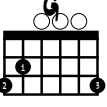
5/4 1&2&3&4& (1&2&3&4&) 1&2&3&4& (1&2&3&4&)

5 Diagram for C chord:  Diagram for G7 chord: 

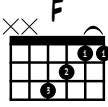
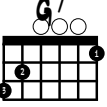
1&2&3&4& (1&2&3&4&) 1&2&3&4&

9 Diagram for C chord:  Diagram for F chord: 

1&2&3&4& (1&2&3&4&) 1&2&3&4& (1&2&3&4&)

13 Diagram for F chord:  Diagram for G chord: 

1&2&3&4& (1&2&3&4&) 1&2&3&4& (1&2&3&4&)

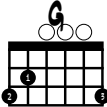
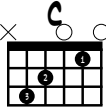
17 Diagram for F chord:  Diagram for G7 chord: 

1&2&3&4& (1&2&3&4&) 1&2&3&4& (1&2&3&4&)

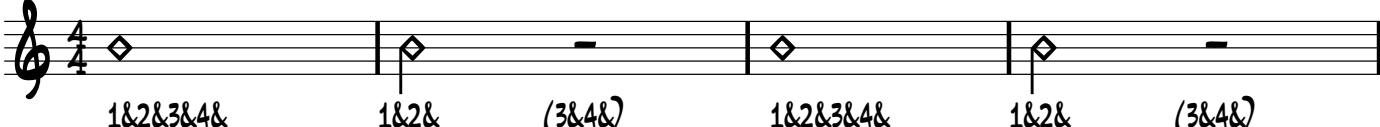
# C KEY CHORD SWITCHES (2 BEAT RESTS)

AARON RASHAW

Chord diagrams for C and G.

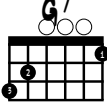
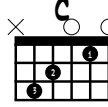


4/4




1&2&3&4&    1&2&    (3&4&)    1&2&3&4&    1&2&    (3&4&)

Chord diagrams for C and G7.

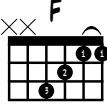
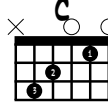


5




1&2&3&4&    1&2&    (3&4&)    1&2&3&4&    1&2&    (3&4&)

Chord diagrams for C and F.

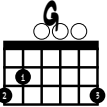
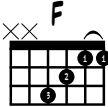


9




1&2&3&4&    1&2&    (3&4&)    1&2&3&4&    1&2&    (3&4&)

Chord diagrams for F and G.

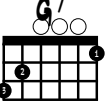
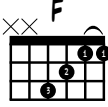


13




1&2&3&4&    1&2&    (3&4&)    1&2&3&4&    1&2&    (3&4&)

Chord diagrams for F and G7.



17



1&2&3&4&    1&2&    (3&4&)    1&2&3&4&    1&2&    (3&4&)

# C KEY CHORD SWITCHES (1 BEAT RESTS)

AARON RASHAW

Diagram for C chord:

Diagram for G chord:

5/4

Diagram for C chord:

Diagram for G7 chord:

5

Diagram for C chord:

Diagram for F chord:

9

Diagram for F chord:

Diagram for G chord:

13

Diagram for F chord:

Diagram for G7 chord:

17

# G KEY CHORD SWITCHES (4 BEAT RESTS)

AARON RASHAW

Diagram 1: G major chord (022333)

Diagram 2: D major chord (xx0232)

5/4 1&2&3&4& (1&2&3&4&) 1&2&3&4& (1&2&3&4&)

Diagram 3: G major chord (022333)

Diagram 4: D7 major chord (xx0232)

5 1&2&3&4& (1&2&3&4&) 1&2&3&4&

Diagram 5: G major chord (022333)

Diagram 6: C major chord (x32311)

9 1&2&3&4& (1&2&3&4&) 1&2&3&4& (1&2&3&4&)

Diagram 7: C major chord (x32311)

Diagram 8: D major chord (xx0232)

13 1&2&3&4& (1&2&3&4&) 1&2&3&4& (1&2&3&4&)

Diagram 9: C major chord (x32311)


Diagram 10: D7 major chord (xx0232)

17 1&2&3&4& (1&2&3&4&) 1&2&3&4& (1&2&3&4&)

# G KEY CHORD SWITCHES (2 BEAT RESTS)

AARON RASHAW


4



1&2&3&4& 1&2& (3&4&) 1&2&3&4& 1&2& (3&4&)

Detailed description: This block shows the first exercise. It starts with a treble clef and a 4/4 time signature. Above the staff are two guitar chord diagrams: G (open G, 3rd fret D, 2nd fret E, 3rd fret B) and D (open D, 2nd fret E, 3rd fret F, 3rd fret A). The staff contains six measures: 1. G chord, 1&2&3&4& rhythm; 2. G chord, 1&2& rhythm, 3&4& rest; 3. G chord, 1&2&3&4& rhythm; 4. G chord, 1&2& rhythm, 3&4& rest; 5. D chord, 1&2&3&4& rhythm; 6. D chord, 1&2& rhythm, 3&4& rest.


5



1&2&3&4& 1&2& (3&4&) 1&2&3&4& 1&2& (3&4&)

Detailed description: This block shows the second exercise. It starts with a treble clef and a 4/4 time signature. Above the staff are two guitar chord diagrams: G (open G, 3rd fret D, 2nd fret E, 3rd fret B) and D7 (open D, 2nd fret E, 3rd fret F, 3rd fret A, 4th fret G). The staff contains six measures: 1. G chord, 1&2&3&4& rhythm; 2. G chord, 1&2& rhythm, 3&4& rest; 3. G chord, 1&2&3&4& rhythm; 4. G chord, 1&2& rhythm, 3&4& rest; 5. D7 chord, 1&2&3&4& rhythm; 6. D7 chord, 1&2& rhythm, 3&4& rest.


9



1&2&3&4& 1&2& (3&4&) 1&2&3&4& 1&2& (3&4&)

Detailed description: This block shows the third exercise. It starts with a treble clef and a 4/4 time signature. Above the staff are two guitar chord diagrams: G (open G, 3rd fret D, 2nd fret E, 3rd fret B) and C (open C, 2nd fret D, 3rd fret E, 3rd fret G). The staff contains six measures: 1. G chord, 1&2&3&4& rhythm; 2. G chord, 1&2& rhythm, 3&4& rest; 3. G chord, 1&2&3&4& rhythm; 4. G chord, 1&2& rhythm, 3&4& rest; 5. C chord, 1&2&3&4& rhythm; 6. C chord, 1&2& rhythm, 3&4& rest.


13



1&2&3&4& 1&2& (3&4&) 1&2&3&4& 1&2& (3&4&)

Detailed description: This block shows the fourth exercise. It starts with a treble clef and a 4/4 time signature. Above the staff are two guitar chord diagrams: C (open C, 2nd fret D, 3rd fret E, 3rd fret G) and D (open D, 2nd fret E, 3rd fret F, 3rd fret A). The staff contains six measures: 1. C chord, 1&2&3&4& rhythm; 2. C chord, 1&2& rhythm, 3&4& rest; 3. C chord, 1&2&3&4& rhythm; 4. C chord, 1&2& rhythm, 3&4& rest; 5. D chord, 1&2&3&4& rhythm; 6. D chord, 1&2& rhythm, 3&4& rest.

17




1&2&3&4& 1&2& (3&4&) 1&2&3&4& 1&2& (3&4&)

Detailed description: This block shows the fifth exercise. It starts with a treble clef and a 4/4 time signature. Above the staff are two guitar chord diagrams: C (open C, 2nd fret D, 3rd fret E, 3rd fret G) and D7 (open D, 2nd fret E, 3rd fret F, 3rd fret A, 4th fret G). The staff contains six measures: 1. C chord, 1&2&3&4& rhythm; 2. C chord, 1&2& rhythm, 3&4& rest; 3. C chord, 1&2&3&4& rhythm; 4. C chord, 1&2& rhythm, 3&4& rest; 5. D7 chord, 1&2&3&4& rhythm; 6. D7 chord, 1&2& rhythm, 3&4& rest.

# G KEY CHORD SWITCHES (1 BEAT RESTS)


AARON RASHAW

1




1 & 2 & 3 & 4 & | 1 & 2 & 3 & | (4 & ) | 1 & 2 & 3 & 4 & | 1 & 2 & 3 & | (4 & )

5




1 & 2 & 3 & 4 & | 1 & 2 & 3 & | (4 & ) | 1 & 2 & 3 & 4 & | 1 & 2 & 3 & | (4 & )

9




1 & 2 & 3 & 4 & | 1 & 2 & 3 & | (4 & ) | 1 & 2 & 3 & 4 & | 1 & 2 & 3 & | (4 & )

13



1 & 2 & 3 & 4 & | 1 & 2 & 3 & | (4 & ) | 1 & 2 & 3 & 4 & | 1 & 2 & 3 & | (4 & )

17



1 & 2 & 3 & 4 & | 1 & 2 & 3 & | (4 & ) | 1 & 2 & 3 & 4 & | 1 & 2 & 3 & | (4 & )

# D KEY CHORD SWITCHES (4 BEAT RESTS)

AARON RASHAW

Diagram for D chord:

Diagram for A chord:

5/4

Diagram for D chord:

Diagram for A7 chord:

5

Diagram for D chord:

Diagram for G chord:

9

Diagram for G chord:

Diagram for A chord:

13

Diagram for G chord:


Diagram for A7 chord:

17

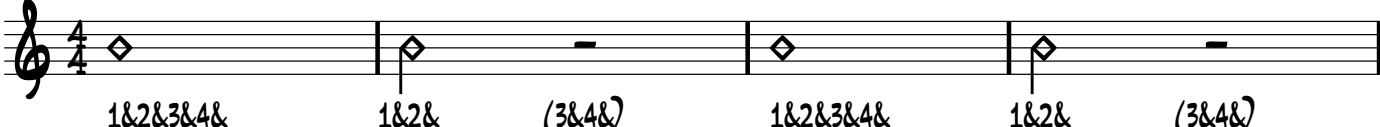
# D KEY CHORD SWITCHES (2 BEAT RESTS)

AARON RASHAW

1




4




1&2&3&4&    1&2&    (3&4&)    1&2&3&4&    1&2&    (3&4&)

5




1&2&3&4&    1&2&    (3&4&)    1&2&3&4&    1&2&    (3&4&)

9




1&2&3&4&    1&2&    (3&4&)    1&2&3&4&    1&2&    (3&4&)

13



1&2&3&4&    1&2&    (3&4&)    1&2&3&4&    1&2&    (3&4&)

17

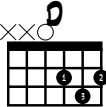
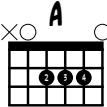



1&2&3&4&    1&2&    (3&4&)    1&2&3&4&    1&2&    (3&4&)



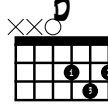
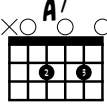
# D KEY CHORD SWITCHES (1 BEAT RESTS)


AARON RASHAW

1  

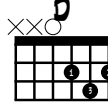
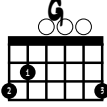



1&2&3&4& 1&2&3& (4&) 1&2&3&4& 1&2&3& (4&)

5  

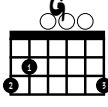
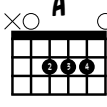



1&2&3&4& 1&2&3& (4&) 1&2&3&4& 1&2&3& (4&)

9  

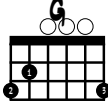
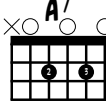



1&2&3&4& 1&2&3& (4&) 1&2&3&4& 1&2&3& (4&)

13  



1&2&3&4& 1&2&3& (4&) 1&2&3&4& 1&2&3& (4&)

17  




1&2&3&4& 1&2&3& (4&) 1&2&3&4& 1&2&3& (4&)

# A KEY CHORD SWITCHES (4 BEAT RESTS)

AARON RASHAW


4



1&2&3&4& (1&2&3&4&) 1&2&3&4& (1&2&3&4&)

Detailed description: This musical exercise is in 4/4 time. It consists of four measures. The first measure has an A major chord diagram (x02232) and a diamond symbol on the staff. The second measure has a whole rest and the rhythm notation (1&2&3&4&). The third measure has an E major chord diagram (022100) and a diamond symbol. The fourth measure has a whole rest and the rhythm notation (1&2&3&4&).


5



1&2&3&4& (1&2&3&4&) 1&2&3&4&

Detailed description: This musical exercise is in 4/4 time. It consists of four measures. The first measure has an A major chord diagram (x02232) and a diamond symbol. The second measure has a whole rest and the rhythm notation (1&2&3&4&). The third measure has an E7 chord diagram (022130) and a diamond symbol. The fourth measure has a whole rest.


9



1&2&3&4& (1&2&3&4&) 1&2&3&4& (1&2&3&4&)

Detailed description: This musical exercise is in 4/4 time. It consists of four measures. The first measure has an A major chord diagram (x02232) and a diamond symbol. The second measure has a whole rest and the rhythm notation (1&2&3&4&). The third measure has a D major chord diagram (xx0232) and a diamond symbol. The fourth measure has a whole rest and the rhythm notation (1&2&3&4&).


13



1&2&3&4& (1&2&3&4&) 1&2&3&4& (1&2&3&4&)

Detailed description: This musical exercise is in 4/4 time. It consists of four measures. The first measure has a D major chord diagram (xx0232) and a diamond symbol. The second measure has a whole rest and the rhythm notation (1&2&3&4&). The third measure has an E major chord diagram (022100) and a diamond symbol. The fourth measure has a whole rest and the rhythm notation (1&2&3&4&).

17




1&2&3&4& (1&2&3&4&) 1&2&3&4& (1&2&3&4&)

Detailed description: This musical exercise is in 4/4 time. It consists of four measures. The first measure has a D major chord diagram (xx0232) and a diamond symbol. The second measure has a whole rest and the rhythm notation (1&2&3&4&). The third measure has an E7 chord diagram (022130) and a diamond symbol. The fourth measure has a whole rest and the rhythm notation (1&2&3&4&).

# A KEY CHORD SWITCHES (2 BEAT RESTS)

AARON RASHAW


4



1&2&3&4&    1&2&    (3&4&)    1&2&3&4&    1&2&    (3&4&)

Detailed description: This block shows the first exercise in 4/4 time. It starts with a treble clef and a 4/4 time signature. Above the staff are two guitar chord diagrams: an A major chord (x02221) and an E major chord (022100). The staff contains six measures: 1. A chord, 2. A chord, 3. a whole rest, 4. E chord, 5. A chord, 6. a whole rest. The rhythm notation below the staff is: 1&2&3&4& (beats 1-4), 1&2& (beats 1-2), (3&4&) (beats 3-4), 1&2&3&4& (beats 1-4), 1&2& (beats 1-2), (3&4&) (beats 3-4).


5



1&2&3&4&    1&2&    (3&4&)    1&2&3&4&    1&2&    (3&4&)

Detailed description: This block shows the second exercise in 4/4 time. It starts with a treble clef and a 4/4 time signature. Above the staff are two guitar chord diagrams: an A major chord (x02221) and an E7 chord (022100). The staff contains six measures: 1. A chord, 2. A chord, 3. a whole rest, 4. E7 chord, 5. A chord, 6. a whole rest. The rhythm notation below the staff is: 1&2&3&4& (beats 1-4), 1&2& (beats 1-2), (3&4&) (beats 3-4), 1&2&3&4& (beats 1-4), 1&2& (beats 1-2), (3&4&) (beats 3-4).


9



1&2&3&4&    1&2&    (3&4&)    1&2&3&4&    1&2&    (3&4&)

Detailed description: This block shows the third exercise in 4/4 time. It starts with a treble clef and a 4/4 time signature. Above the staff are two guitar chord diagrams: an A major chord (x02221) and a D major chord (xx0232). The staff contains six measures: 1. A chord, 2. A chord, 3. a whole rest, 4. D chord, 5. A chord, 6. a whole rest. The rhythm notation below the staff is: 1&2&3&4& (beats 1-4), 1&2& (beats 1-2), (3&4&) (beats 3-4), 1&2&3&4& (beats 1-4), 1&2& (beats 1-2), (3&4&) (beats 3-4).


13



1&2&3&4&    1&2&    (3&4&)    1&2&3&4&    1&2&    (3&4&)

Detailed description: This block shows the fourth exercise in 4/4 time. It starts with a treble clef and a 4/4 time signature. Above the staff are two guitar chord diagrams: a D major chord (xx0232) and an E major chord (022100). The staff contains six measures: 1. D chord, 2. D chord, 3. a whole rest, 4. E chord, 5. D chord, 6. a whole rest. The rhythm notation below the staff is: 1&2&3&4& (beats 1-4), 1&2& (beats 1-2), (3&4&) (beats 3-4), 1&2&3&4& (beats 1-4), 1&2& (beats 1-2), (3&4&) (beats 3-4).

17



1&2&3&4&    1&2&    (3&4&)    1&2&3&4&    1&2&    (3&4&)

Detailed description: This block shows the fifth exercise in 4/4 time. It starts with a treble clef and a 4/4 time signature. Above the staff are two guitar chord diagrams: a D major chord (xx0232) and an E7 chord (022100). The staff contains six measures: 1. D chord, 2. D chord, 3. a whole rest, 4. E7 chord, 5. D chord, 6. a whole rest. The rhythm notation below the staff is: 1&2&3&4& (beats 1-4), 1&2& (beats 1-2), (3&4&) (beats 3-4), 1&2&3&4& (beats 1-4), 1&2& (beats 1-2), (3&4&) (beats 3-4).

# A KEY CHORD SWITCHES (1 BEAT RESTS)

AARON RASHAW

Diagram for A chord:

Diagram for E chord:

5/4 1 & 2 & 3 & 4 & | 1 & 2 & 3 & | (4 &) | 1 & 2 & 3 & 4 & | 1 & 2 & 3 & | (4 &)

5 Diagram for A chord:

Diagram for E7 chord:

5/4 1 & 2 & 3 & 4 & | 1 & 2 & 3 & | (4 &) | 1 & 2 & 3 & 4 & | 1 & 2 & 3 & | (4 &)

9 Diagram for A chord:

Diagram for D chord:

5/4 1 & 2 & 3 & 4 & | 1 & 2 & 3 & | (4 &) | 1 & 2 & 3 & 4 & | 1 & 2 & 3 & | (4 &)

13 Diagram for D chord:

Diagram for E chord:

5/4 1 & 2 & 3 & 4 & | 1 & 2 & 3 & | (4 &) | 1 & 2 & 3 & 4 & | 1 & 2 & 3 & | (4 &)

17 Diagram for D chord:

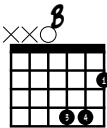
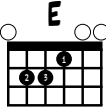
Diagram for E7 chord:

5/4 1 & 2 & 3 & 4 & | 1 & 2 & 3 & | (4 &) | 1 & 2 & 3 & 4 & | 1 & 2 & 3 & | (4 &)

# E KEY CHORD SWITCHES (4 BEAT RESTS)

AARON RASHAW

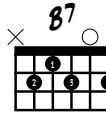
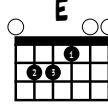
4



1&2&3&4& (1&2&3&4&) 1&2&3&4& (1&2&3&4&)

Detailed description: This block shows the first exercise. It starts with a treble clef and a 4/4 time signature. The first measure contains an E chord diagram (open strings, 2nd fret 1st string, 3rd fret 2nd string, 4th fret 3rd string, 5th fret 4th string, 5th fret 5th string) and a diamond symbol. The second measure is a whole rest. The third measure contains a B chord diagram (x, x, 2, 4, 4, 5) and a diamond symbol. The fourth measure is a whole rest. The rhythm notation below the staff is 1&2&3&4& (1&2&3&4&) 1&2&3&4& (1&2&3&4&).

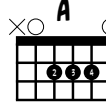
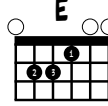
5



1&2&3&4& (1&2&3&4&) 1&2&3&4&

Detailed description: This block shows the second exercise. It starts with a treble clef. The first measure contains an E chord diagram and a diamond symbol. The second measure is a whole rest. The third measure contains a B7 chord diagram (x, 2, 4, 4, 5, 7) and a diamond symbol. The fourth measure is a whole rest. The rhythm notation below the staff is 1&2&3&4& (1&2&3&4&) 1&2&3&4&.

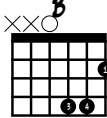
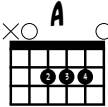
9



1&2&3&4& (1&2&3&4&) 1&2&3&4& (1&2&3&4&)

Detailed description: This block shows the third exercise. It starts with a treble clef. The first measure contains an E chord diagram and a diamond symbol. The second measure is a whole rest. The third measure contains an A chord diagram (x, 0, 2, 2, 2, 0) and a diamond symbol. The fourth measure is a whole rest. The rhythm notation below the staff is 1&2&3&4& (1&2&3&4&) 1&2&3&4& (1&2&3&4&).

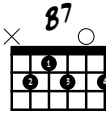
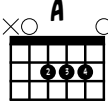
13



1&2&3&4& (1&2&3&4&) 1&2&3&4& (1&2&3&4&)

Detailed description: This block shows the fourth exercise. It starts with a treble clef. The first measure contains an A chord diagram (x, 0, 2, 2, 2, 0) and a diamond symbol. The second measure is a whole rest. The third measure contains a B chord diagram (x, x, 2, 4, 4, 5) and a diamond symbol. The fourth measure is a whole rest. The rhythm notation below the staff is 1&2&3&4& (1&2&3&4&) 1&2&3&4& (1&2&3&4&).

17



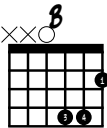
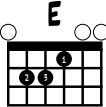
1&2&3&4& (1&2&3&4&) 1&2&3&4& (1&2&3&4&)

Detailed description: This block shows the fifth exercise. It starts with a treble clef. The first measure contains an A chord diagram (x, 0, 2, 2, 2, 0) and a diamond symbol. The second measure is a whole rest. The third measure contains a B7 chord diagram (x, 2, 4, 4, 5, 7) and a diamond symbol. The fourth measure is a whole rest. The rhythm notation below the staff is 1&2&3&4& (1&2&3&4&) 1&2&3&4& (1&2&3&4&).

# E KEY CHORD SWITCHES (2 BEAT RESTS)

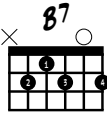
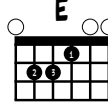
AARON RASHAW

4



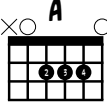
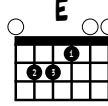
1&2&3&4&    1&2&    (3&4&)    1&2&3&4&    1&2&    (3&4&)

5



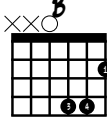
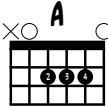
1&2&3&4&    1&2&    (3&4&)    1&2&3&4&    1&2&    (3&4&)

9



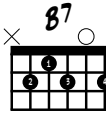
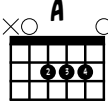
1&2&3&4&    1&2&    (3&4&)    1&2&3&4&    1&2&    (3&4&)

13



1&2&3&4&    1&2&    (3&4&)    1&2&3&4&    1&2&    (3&4&)

17

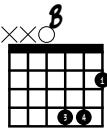
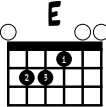


1&2&3&4&    1&2&    (3&4&)    1&2&3&4&    1&2&    (3&4&)

# E KEY CHORD SWITCHES (1 BEAT RESTS)

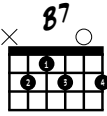
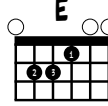
AARON RASHAW

4



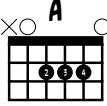
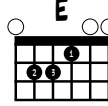
1&2&3&4&      1&2&3&      (4&)      1&2&3&4&      1&2&3&      (4&)

5



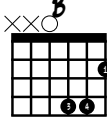
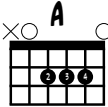
1&2&3&4&      1&2&3&      (4&)      1&2&3&4&      1&2&3&      (4&)

9



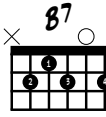
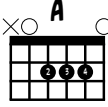
1&2&3&4&      1&2&3&      (4&)      1&2&3&4&      1&2&3&      (4&)

13



1&2&3&4&      1&2&3&      (4&)      1&2&3&4&      1&2&3&      (4&)

17



1&2&3&4&      1&2&3&      (4&)      1&2&3&4&      1&2&3&      (4&)